

### Three Reasons to Choose the FLEXpower TWO from OutBack Power:

#### 1. ENGINEERED FOR RELIABILITY

- **Ideal for full-size solutions:** homes, farms, small businesses, backup power
- Available in sealed or vented units with die-cast aluminum chassis
- Extensive quality and reliability testing, including Highly Accelerated Life Testing (HALT)
- 15 years of experience manufacturing and improving products for fault-intolerant, mission-critical applications
- Standard 5 year warranty (extended 10 year warranty available)

#### 2. DESIGNED FOR FLEXIBILITY

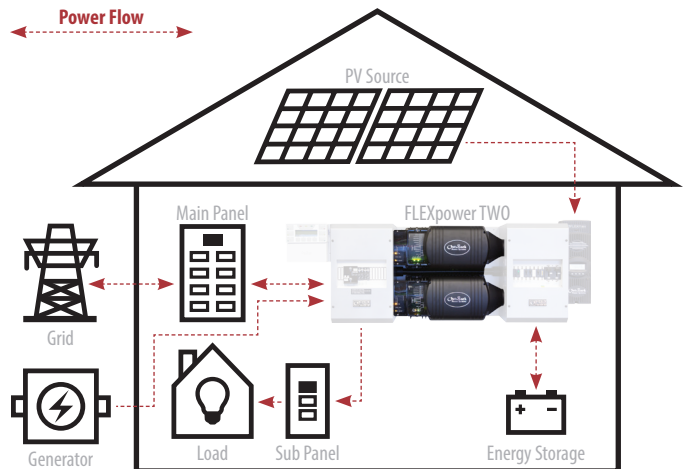
- **Available in seven models** for 120VAC or 230VAC applications
- Seven different programmable operational modes, with generator assist
- Advanced Battery Charging (ABC) programmability
- GridZero operating mode minimizes grid dependence in areas where incentives are changing and utility sell-back is limited
- Sinewave output in 12V, 24V or 48V versions with a typical operating efficiency up to 93%, field selectable 50Hz/60Hz
- Sealed models available for operating in harsh environments
- **Sealed Models:** 5000VA or 6000VA  
**Vented Models:** 6000VA, 7000VA or 7200VA

#### 3. EASY-TO-INSTALL AND MAINTAIN

- **Factory tested, pre-wired and pre-configured**
- Fast installation—just hang on the wall with included bracket and make all necessary connections
- Field-serviceable modular design and global technical support
- Monitor, command and control from any internet-connected device with OPTICS RE



### OutBack FLEXpower TWO Typical System Integration (w/ 2 FXR/VFXR Inverter/Chargers):



**OUTBACK POWER — MASTERS OF THE OFF-GRID. FIRST CHOICE FOR THE NEW GRID.**



#### MAKE THE POWER

- FLEXpower Integrated Systems
- Inverter/Chargers & Charge Controllers



#### STORE THE ENERGY

- EnergyCell RE, GH, NC and OPzV Batteries
- Battery Enclosures and Racking



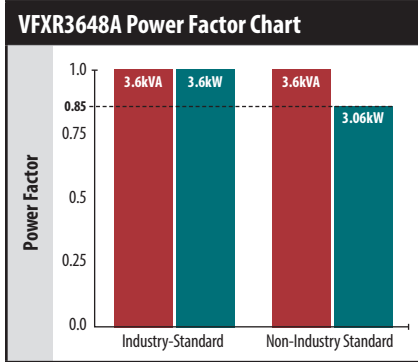
#### MANAGE THE SYSTEM

- OPTICS RE System Monitoring and Control
- MATE3 System Display and Communications

Details		FLEXpower TWO FXR
Finished Dimensions H x W x D (in/cm)	20.25 x 46.5 x 13.0 / 51 x 118 x 33	
Weight (lb/kg)	256 / 116	

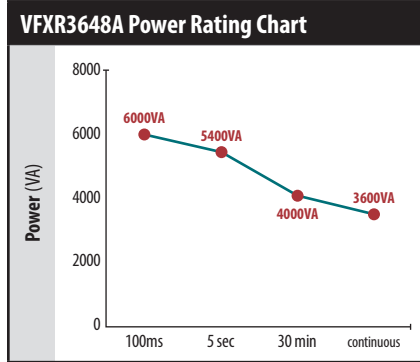
\*FLEXpower TWO FXR systems include a mounting bracket, two FXR/VFXR inverter/chargers, two FLEXmax charge controllers, MATE3, HUB10.3, FLEXnet DC, FLEXware surge protector, AC and DC wiring boxes, battery and PV array breakers, PV GFDI, Input-Output-Bypass assembly, mounting locations for GFCI outlets and additional AC breakers. Additional configurations available. \*\* Overcurrent protective device.

For North America	Description	Inverter(s)	FW-X240	Bypass	Outlet	Inverter OCPD**	PV OCPD**	RTS
FP2 VFXR3524A	Dual VFXR3524A, 7.0kW FLEXpower TWO	VFXR3524A (x2)	—	240VAC Bypass	—	250A	80A	Yes
FP2 VFXR3648A	Dual VFXR3648A, 7.2kW FLEXpower TWO	VFXR3648A (x2)	—	240VAC Bypass	—	175A	80A	Yes
FP2 FXR3048A	Dual FXR3048A, 6.0kW FLEXpower TWO	FXR3048A (x2)	—	240VAC Bypass	—	250A	80A	Yes
FP2 FXR2524A	Dual FXR2524A, 5.0kW FLEXpower TWO	FXR2524A (x2)	—	240VAC Bypass	—	175A	80A	Yes



**Power Rating Notes**

Inverters that specify power in VA but do not use the unity standard Power Factor (PF) could have misleading power specifications. Volt-Amps (VA) is a total inverter output, while Watts (W) represent the power consumed by the electrical loads. PF, which varies by types of loads, is the ratio of W to VA, and the difference between the two is power in the circuit that does no useful work. At 1.0PF (unity), all power is used. This is the industry-standard used by OutBack Power.



**Instantaneous Power Rating**

Most stringent, massive load start **VFXR3648A: 6000VA**

**Surge Power Rating**

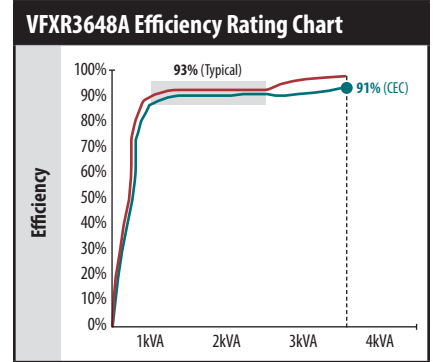
Less stringent load start **VFXR3648A: 5400VA**

**Peak Power Rating**

Frequent "heavy duty" load requirements **VFXR3648A: 4000VA**

**Continuous Power Rating**

Sustained "real world" load requirements **VFXR3648A: 3600VA**



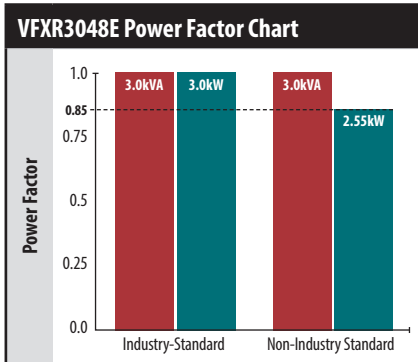
**Typical Efficiency Rating**

Real world efficiency with variable loads **VFXR3648A: 93%**

**CEC Efficiency Rating**

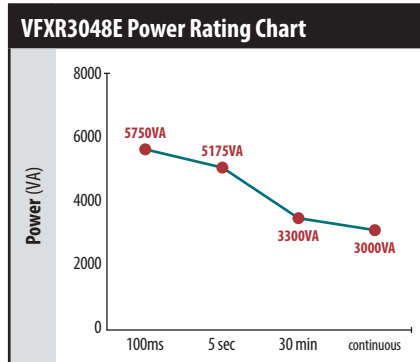
Most stringent US rating **VFXR3648A: 91%**

For Europe	Description	Inverter(s)	FW-X240	Bypass	Outlet	Inverter OCPD**	PV OCPD**	RTS
FP2 VFXR3024E	Dual VFXR3024E, 6.0kW FLEXpower TWO	VFXR3024E (x2)	—	230VAC Bypass	—	175A	80A	Yes
FP2 VFXR3048E	Dual VFXR3048E, 6.0kW FLEXpower TWO	VFXR3048E (x2)	—	230VAC Bypass	—	250A	80A	Yes



**Power Rating Notes**

Inverters that specify power in VA but do not use the unity standard Power Factor (PF) could have misleading power specifications. Volt-Amps (VA) is a total inverter output, while Watts (W) represent the power consumed by the electrical loads. PF, which varies by types of loads, is the ratio of W to VA, and the difference between the two is power in the circuit that does no useful work. At 1.0PF (unity), all power is used. This is the industry-standard used by OutBack Power.



**Instantaneous Power Rating**

Most stringent, massive load start **VFXR3048E: 5750VA**

**Surge Power Rating**

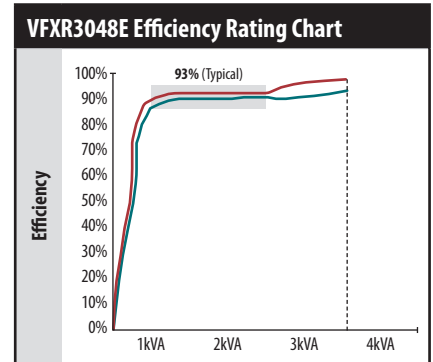
Less stringent load start **VFXR3048E: 5175VA**

**Peak Power Rating**

Frequent "heavy duty" load requirements **VFXR3048E: 3300VA**

**Continuous Power Rating**

Sustained "real world" load requirements **VFXR3048E: 3000VA**



**Typical Efficiency Rating**

Real world efficiency with variable loads **VFXR3048E: 93%**